
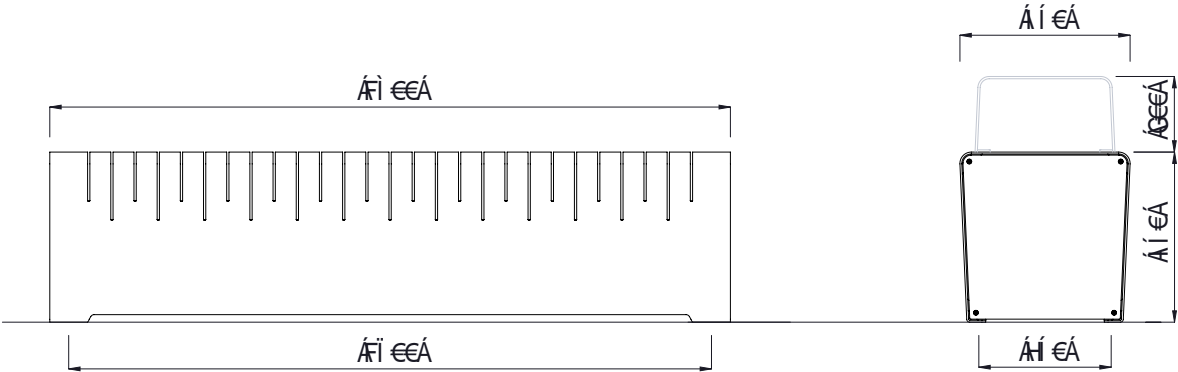
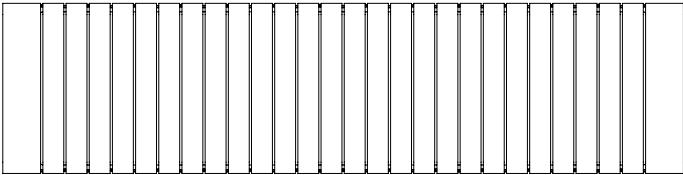


U} ^ @ } \* æ Å ^ } & @  
F Ì € € { { Å [ ] \* }



Ô [ [ ^ | • Á á ã @ • Á @ , } Å æ Å å æ Å ^ Å } ^ Å å Á æ Å ã ^ ! Å Á æ Å ã Æ



	MATERIALS	FINISHES	FINISH OPTIONS
Metalwork	• Aluminium as standard	• Powdercoated	• Custom Paint options
Hardware / Fasteners	• Stainless steel		
	OPTIONS	DIMENSIONS	WEIGHT
• Custom laser design		• 600L x 450H x 450D	• 15KG
• End panels		• 1800L x 450H x 450D	• 35KG
• Armrests		• 2400L x 450H x 450D	• 44KG
	MOUNT TYPE		
(Refer to Footing detail sheet for mount type)	• Surface mounted - TYPE C		

- Part of the 'Onehunga' furniture suite. Made to order and can be customised to suit clients requirements.
- Furniture is not supplied with installation instructions, install fastenings or footing details. These are to be specified and determined by the installing contractor for the specific requirements of each site.